



Homelessness and 2023 Crime Data Presentation

This presentation is intended to:

1. Provide an overview of the 2023 end-of-year crime data for Folsom
2. Describe Department efforts to address homelessness concerns
3. Any Direction to Staff



Homelessness and 2023 Crime Data Presentation

Organization Chart

Staffing as of: 4/22/2024

BUDGETED STAFFING
81 SWORN

- 1 Chief
- 2 Commanders
- 5 Lieutenants
- 12 Sergeants
- 5 Corporals
- 56 Officers

32 PROFESSIONAL STAFF + PART-TIME

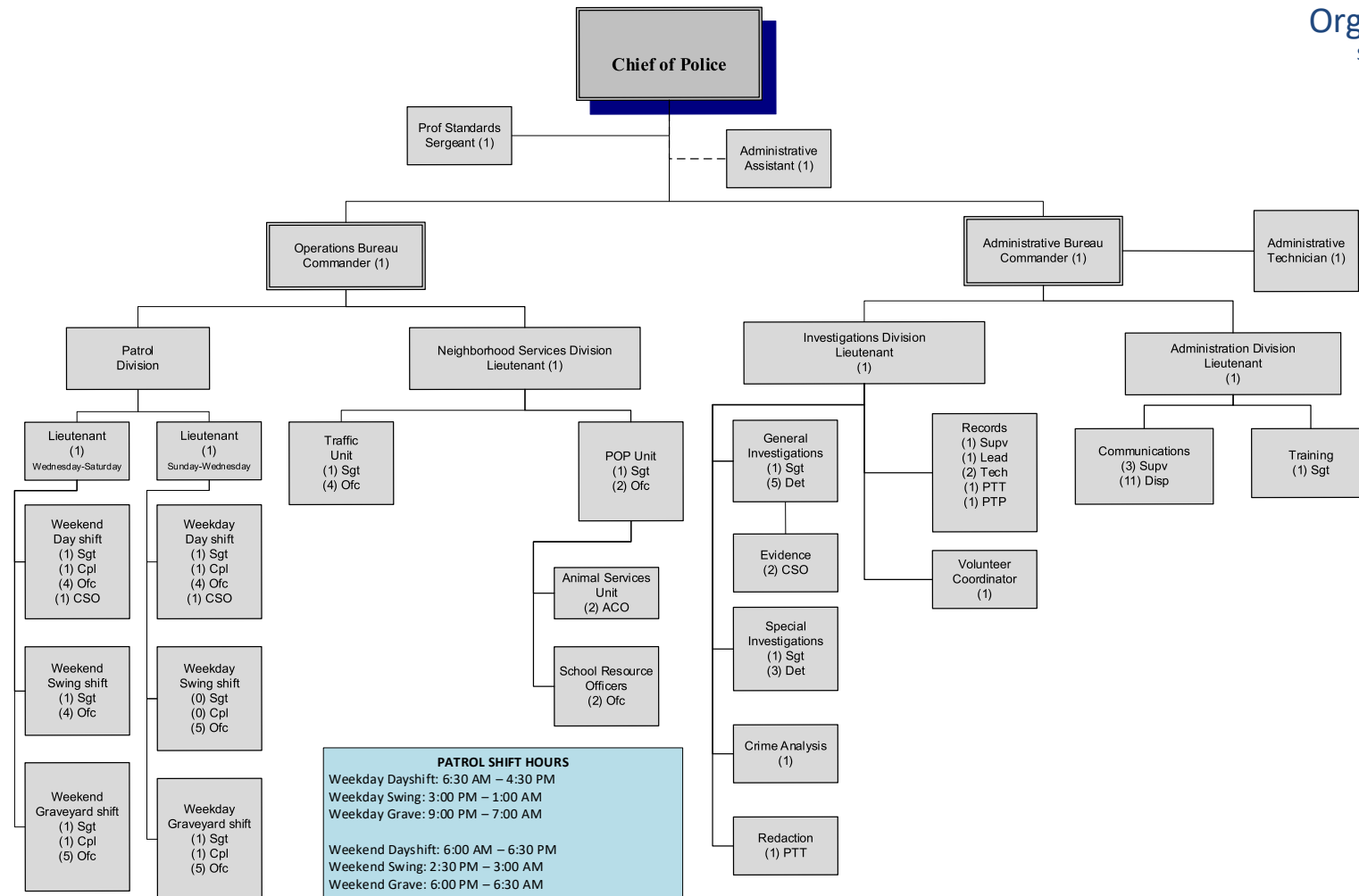
- 3 Dispatch Supervisors
- 14 Dispatchers
- 1 Volunteer Coordinator
- 1 Administrative Assistant
- 1 Administrative Technician
- 1 Records Supervisor
- 1 Lead Records Technicians
- 2 Records Technicians
- 2 Part Time Records Technicians
- 1 Crime Analyst
- 5 Community Service Officers
- 2 Animal Control Officers
- 3 Part Time Cadets
- 2 Part Time Redaction Clerks

VACANCIES as of April 22, 2024

- 5 Officer(s) on light duty (office assignment)
- 3 Officer(s) on long term disability (workers comp)
- 3 Officers in training (FTO – 1 month left)
- 2 Officer Recruits in the Academy – Graduation in July
- 3 Vacant Police Officer positions

- 2 Vacant Community Service Officers positions
- 1 Vacant Cadets position

- 3 Dispatcher vacancies
- 1 Dispatcher on maternity leave (3 more months)



PATROL SHIFT HOURS

Weekday Dayshift: 6:30 AM – 4:30 PM
 Weekday Swing: 3:00 PM – 1:00 AM
 Weekday Grave: 9:00 PM – 7:00 AM

Weekend Dayshift: 6:00 AM – 6:30 PM
 Weekend Swing: 2:30 PM – 3:00 AM
 Weekend Grave: 6:00 PM – 6:30 AM

2023 Crime Data



	Violent Crime		Property Crime	
Folsom	47%	↑	6%	↑
Sacramento	18%	↓		
Elk Grove	1%	↓	6%	↓
Rocklin	24%	↑	18%	↓

** Information sourced from agencies responding to data request*

2023 Crime Data



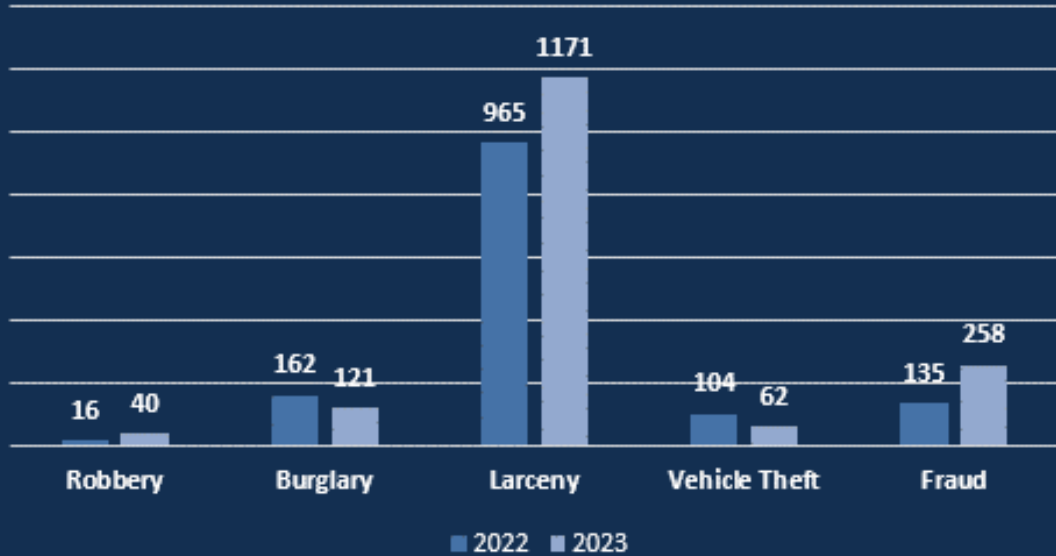
Crime totals are sourced from the Department's record management system. When a crime is committed, an officer generates a report with an offense code. A supervisor and Records Unit personnel review this report. If an investigation is required, it will be reviewed by a detective sergeant, a detective, and, ultimately, the District Attorney's Office.

Total Crime				
(No hierarchy, all charges)				
CRIME TYPE	2019	2022	2023	
ARSON	3	15	9	
AG & SIMPLE ASSAULTS	224	248	351	
BURGLARY	278	308	294	
CHILD PORNOGRAPHY	9	19	24	
DRUGS	679	513	373	
DUI	390	481	434	
DOMESTIC VIOLENCE	112	179	195	
FRAUD	360	199	332	
187/MANSLAUGHTER*	1	0	5	
ORGANIZED RETAIL THEFT	1	17	85	
ROBBERY	28	16	39	
RAPE	14	32	49	
SHOPLIFTING/THEFT	983	908	960	
WEAPONS	76	120	87	
STOLEN VEHICLES	83	104	87	
*vehicular manslaughter: 2019 =1 2023=2				

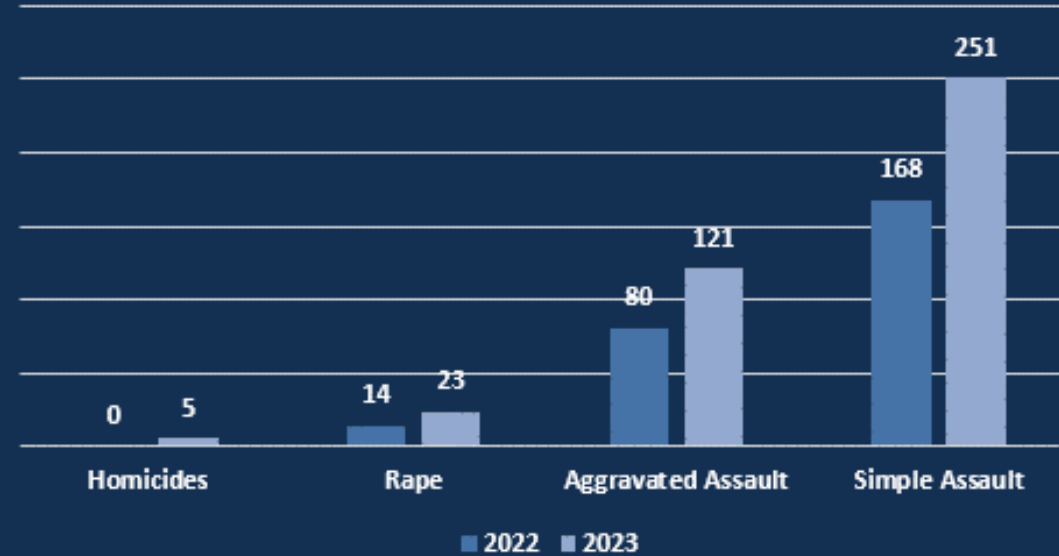
2023 Crime Data



Property Crime



Person Crime



2023 Crime Data



Law Enforcement evaluates crime trends by the percentage of increase or decrease in a number of categories to effectively evaluate problems and direct resources to concentrate on areas of greatest concern.

Total Crime				
(No hierarchy, all charges)				
CRIME TYPE	2019	2022	2023	(+/_) Percentage Change 2022 TO 2023
ARSON	3	15	9	-40%
AG & SIMPLE ASSAULTS	224	248	351	42%
BURGLARY	278	308	294	-5%
CHILD PORNOGRAPHY	9	19	24	26%
DRUGS	679	513	373	-27%
DUI	390	481	434	-10%
DOMESTIC VIOLENCE	112	179	195	9%
FRAUD	360	199	332	67%
187/MANSLAUGHTER*	1	0	5	Up by 5
ORGANIZED RETAIL THEFT	1	17	85	400%
ROBBERY	28	16	39	144%
RAPE	14	32	49	53%
SHOPLIFTING/THEFT	983	908	960	6%
WEAPONS	76	120	87	-28%
STOLEN VEHICLES	83	104	87	-16%
*vehicular manslaughter: 2019 =1 2023=2				

2023 Crime Data





Weekly Stats
March 24 - March 30, 2024

- 779 Calls for Service
- 30 Arrests
- 29 Traffic Collisions
- 102 Crime Reports
- 1,503 Calls to Dispatch

2023 Traffic Data



Traffic Collisions				
COLLISION TYPE	2019	2022	2023	2022 TO 2023
PROPERTY DAMAGE	848	620	720	16%
NON-INJURY	494	492	531	8%
INJURY	242	229	243	6%
FATAL	13	3	5	66%

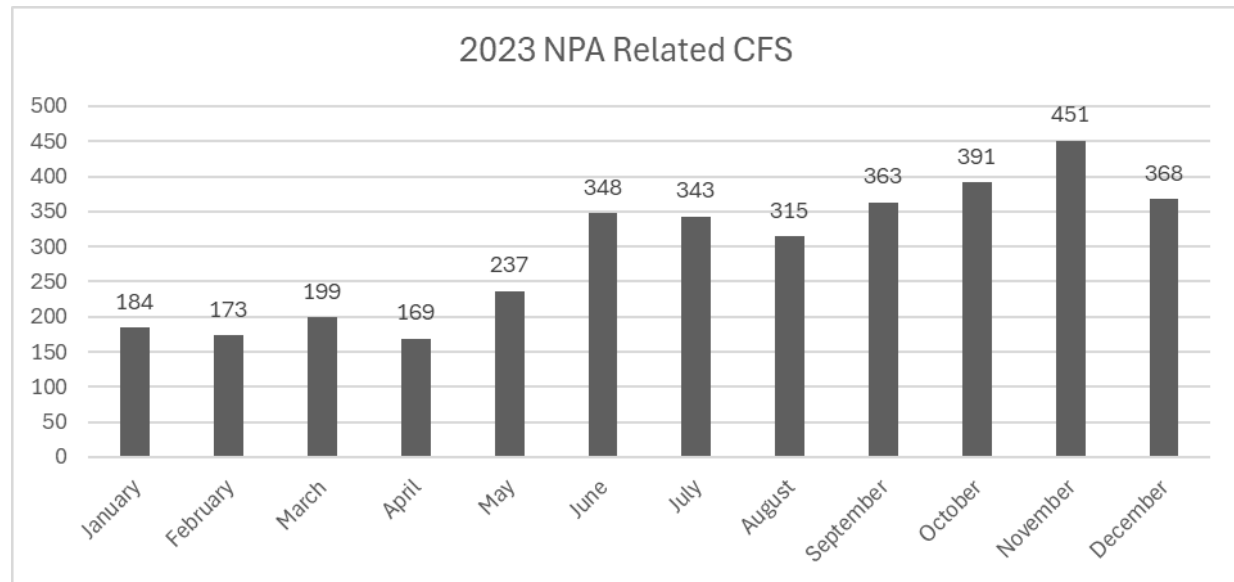


Homelessness



Homelessness is NOT a crime. Still, many individuals experiencing homelessness commit crimes, from serious assaults to disturbances.

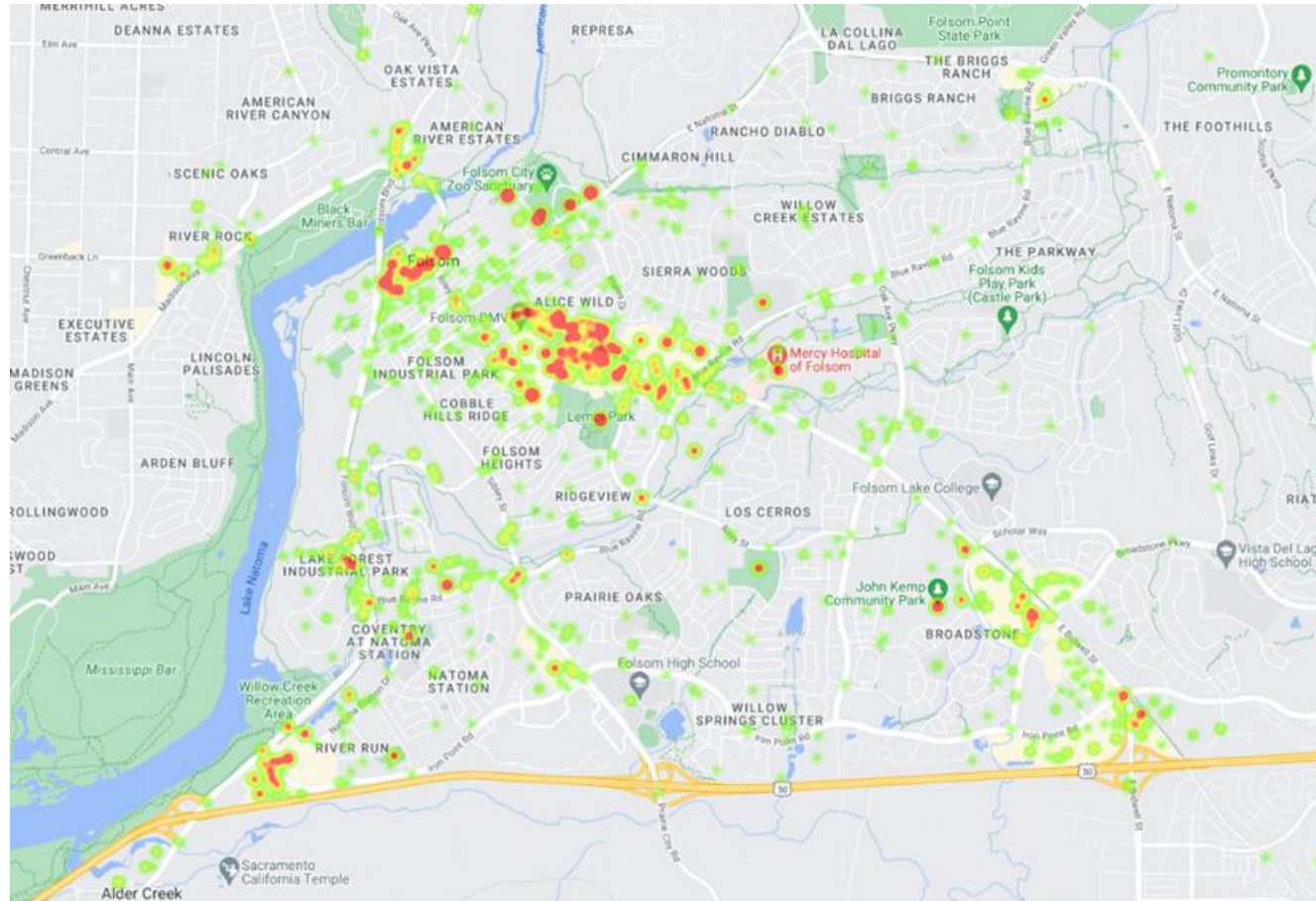
- 3,541 calls for service to the Police Department in 2023 involved unhoused individuals, or roughly 8% of the 44,050 total police incidents.



Homelessness



The Police Department responded to over 200 complaints of illegal campsites. The Problem-Oriented Policing (POP) Team was responsible for posting 65 of those for abatement. Patrol officers handled the remainder. Code Enforcement is responsible for camp clean-up.



Conclusion



Questions or Direction?